



18"/24" na.row.r™ spec sheet 90CRI

**material**  
2"dia smooth extruded aluminum outer housing in six lengths. satin black canopy and cord/stem standard on wood finishes.

**LED**  
COB in 2700K, 3000K, 3500K, or 4000K 90+ cri standard rated >36,000 hours L70 (6.8K) per LM-80 test data, and 71,000 hours projected life per IES TM-21.

**downlight optics**  
Khatod® Cosmo 50mm dia 16mm high (RoHS compliant) available in 12° spot, 25° medium, 38° wide

**driver**  
constant current, class P, class 2 power unit, class A sound rating, universal input (120-277V) programmable driver, 5% minimum dimming level, PF >0.90. protections include short circuit, input/output isolation and surge protection (3KV). wired for 0-10v dimming from factory.

**mounting standard**  
driver in junction box (requires 2 1/8" deep electrical box). 5" dia canopy painted to match fixture. cloth-covered power cord color options listed below. cloth cord requires special stripping tool (link). field-adjustable 3ft length. optional stem listed below, painted to match fixture. satin black canopy and cord/stem standard on wood finishes.

**canopy mounted driver (CDVR)** (optional)  
2"dia x 6"h extruded aluminum driver housing on 5" dia canopy painted to match fixture. field-adjustable 3ft length. optional stem listed below, painted to match fixture.

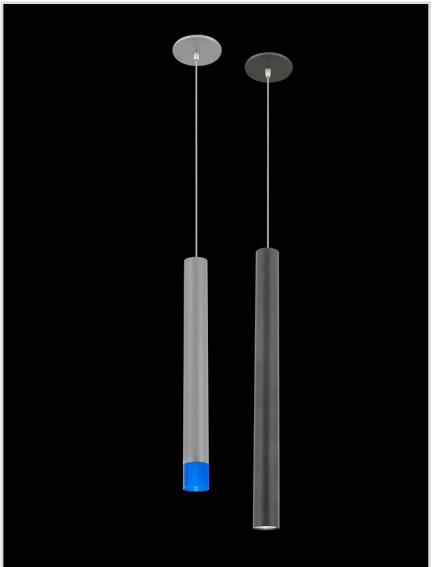
**remote enclosure (LV)** (optional)  
the standard driver can be remote mounted up to 33ft from the LED. suspension length should be considered in distance. remote enclosure supplied. for distances greater than 33ft consult factory. for Chicago Plenum installation consult factory.

**finish**  
select from 15 standard powder coat paint finishes or 3 wood finishes (listed below) or specify RAL# for custom colors. satin black canopy and cord/stem standard on wood finishes.

**emergency**  
if required, recommend use of inverter (by other).

catalog number

size	beam	CCT	lumens	painted finish	power cord	options
<b>P3918</b> driver in j-box	<b>S</b> 12° spot	<b>27</b> 2700K	<b>L1</b> 360 lm	<b>AP</b> anodized paint	<b>BUPC</b> blue cloth cord	<b>3FT</b> 36" cord
<b>P3918.BABA</b> driver in j-box	<b>M</b> 25° med	<b>30</b> 3000K	<b>L2</b> 630 lm	<b>BS</b> brass	<b>ORPC</b> orange cloth cord	<b>STM1</b> 12" stem
<b>P3918.LV</b> remote enclosure	<b>W</b> 38° wide	<b>35</b> 3500K	<b>L3</b> 900 lm	<b>BU</b> blue	<b>PLPC</b> purple cloth cord	<b>STM2</b> 24" stem
<b>P3918.LV.BABA</b> remote enclosure		<b>40</b> 4000K	<b>H1</b> 1265 lm	<b>BZ</b> bronze	<b>RDPC</b> red cloth cord	<b>STM3</b> 36" stem
2"dia X 18"ht	<b>jewel</b> see page 6		<b>H2</b> 1805 lm	<b>CP</b> champagne	<b>WGPC</b> white & gray dot cloth cord	<b>CDVR</b> canopy mounted driver
<b>P3924</b> driver in j-box				<b>FB</b> flat black	<b>WHPC</b> white cord	
<b>P3924.BABA</b> driver in j-box				<b>GM</b> gun metal	<b>BKPC</b> black cord	
<b>P3924.LV</b> remote enclosure				<b>MB</b> military blue	<b>SBPC</b> silver braid cord	
<b>P3924.LV.BABA</b> remote enclosure				<b>MW</b> matte white		
2"dia X 24"ht				<b>OR</b> orange		
				<b>RD</b> red		
				<b>SB</b> satin black		
				<b>SS</b> satin silver		
				<b>TG</b> textured gray		
				<b>YO</b> yellow		



**premium finish**  
RAL specify RAL#

**wood finish**  
**ASH** ashwood  
**ENG** english brown oak  
**ESP** espresso  
satin black canopy and cord/stems standard on wood finishes

This product meets the guidelines for the Build America, Buy America Act. Some Exclusions Apply. For more information and full list of eligible SKUs, please contact the factory at info@impactltg.com

job name:   
type:

## 36"/48" na.row.r™ spec sheet 90CRI

### material

2"dia smooth extruded aluminum outer housing in six lengths. satin black canopy and cord/stem standard on wood finishes.

### LED

COB in 2700K, 3000K, 3500K, or 4000K 90+ cri standard rated >36,000 hours L70 (6.8K) per LM-80 test data, and 71,000 hours projected life per IES TM-21.

### downlight optics

Khatod® Cosmo 50mm dia 16mm high (RoHS compliant) available in 12° spot, 25° medium, 38° wide

### driver

constant current, class P, class 2 power unit, class A sound rating, universal input (120-277V) programmable driver, 5% minimum dimming level, PF >0.90. protections include short circuit, input/output isolation and surge protection (3KV). wired for 0-10v dimming from factory.

### mounting

#### standard

driver in junction box (requires 2 1/8" deep electrical box). 5" dia canopy painted to match fixture. cloth-covered power cord color options listed below. cloth cord requires special stripping tool (link). field-adjustable 3ft length. optional stem listed below, painted to match fixture. satin black canopy and cord/stem standard on wood finishes.

#### canopy mounted driver (CDVR) (optional)

2"dia x 6"h extruded aluminum driver housing on 5" dia canopy painted to match fixture. field-adjustable 3ft length. optional stem listed below, painted to match fixture.

#### remote enclosure (LV) (optional)

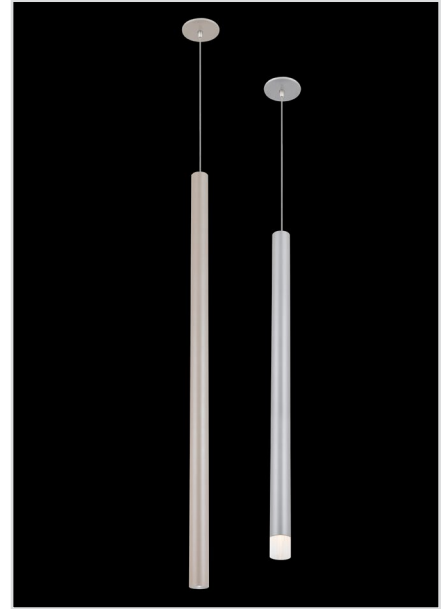
the standard driver can be remote mounted up to 33ft from the LED. suspension length should be considered in distance. remote enclosure supplied. for distances greater than 33ft consult factory. for Chicago Plenum installation consult factory.

### finish

select from 15 standard powder coat paint finishes or 3 wood finishes (listed below) or specify RAL# for custom colors. satin black canopy and cord/stem standard on wood finishes.

### emergency

if required, recommend use of inverter (by other).



## catalog number

size	beam	CCT	lumens	painted finish	power cord	options
<b>P3936*</b> driver in j-box	<b>S</b> 12° spot	<b>27</b> 2700K	<b>L1</b> 360 lm		<b>BUPC</b> blue cloth cord	<b>3FT</b> 36" cord
<b>P3936.BABA*</b> driver in j-box	<b>M</b> 25° med	<b>30</b> 3000K	<b>L2</b> 630 lm	<b>AP</b> anodized paint	<b>ORPC</b> orange cloth cord	<b>STM1</b> 12" stem
<b>P3936.LV*</b> remote enclosure	<b>W</b> 38° wide	<b>35</b> 3500K	<b>L3</b> 900 lm	<b>BS</b> brass	<b>PLPC</b> purple cloth cord	<b>STM2</b> 24" stem
<b>P3936.LV.BABA*</b> remote enclosure		<b>40</b> 4000K	<b>H1</b> 1265 lm	<b>BU</b> blue	<b>RDPC</b> red cloth cord	<b>STM3</b> 36" stem
2"dia X 36"ht	<b>jewel</b> see page 6		<b>H2</b> 1805 lm	<b>BZ</b> bronze	<b>WGPC</b> white & gray dot cloth cord	<b>CDVR</b> canopy mounted driver
<b>P3948*</b> driver in j-box				<b>CP</b> champagne	<b>WHPC</b> white cord	
<b>P3948.BABA*</b> driver in j-box				<b>FB</b> flat black	<b>BKPC</b> black cord	
<b>P3948.LV*</b> remote enclosure				<b>GM</b> gun metal	<b>SBPC</b> silver braid cord	
<b>P3948.LV.BABA*</b> remote enclosure				<b>MB</b> military blue		
2"dia X 48"ht				<b>MW</b> matte white		
				<b>OR</b> orange		
				<b>RD</b> red		
				<b>SB</b> satin black		
				<b>SS</b> satin silver		
				<b>TG</b> textured gray		
				<b>YO</b> yellow		



remote enclosure

### premium finish

RAL specify RAL#

### wood finish

**ASH** ashwood

**ENG** english brown oak

**ESP** espresso

satin black canopy and cord/stems standard on wood finishes

This product meets the guidelines for the Build America, Buy America Act. Some Exclusions Apply. For more information and full list of eligible SKUs, please contact the factory at info@impactltg.com

www.impactltg.com / 314-427-1212 / saint louis, mo

impactltg

specifications subject to change © 2026 rev. 01/27/2026

standard  
mounting  
2 1/8" deep  
J-Box required

driver





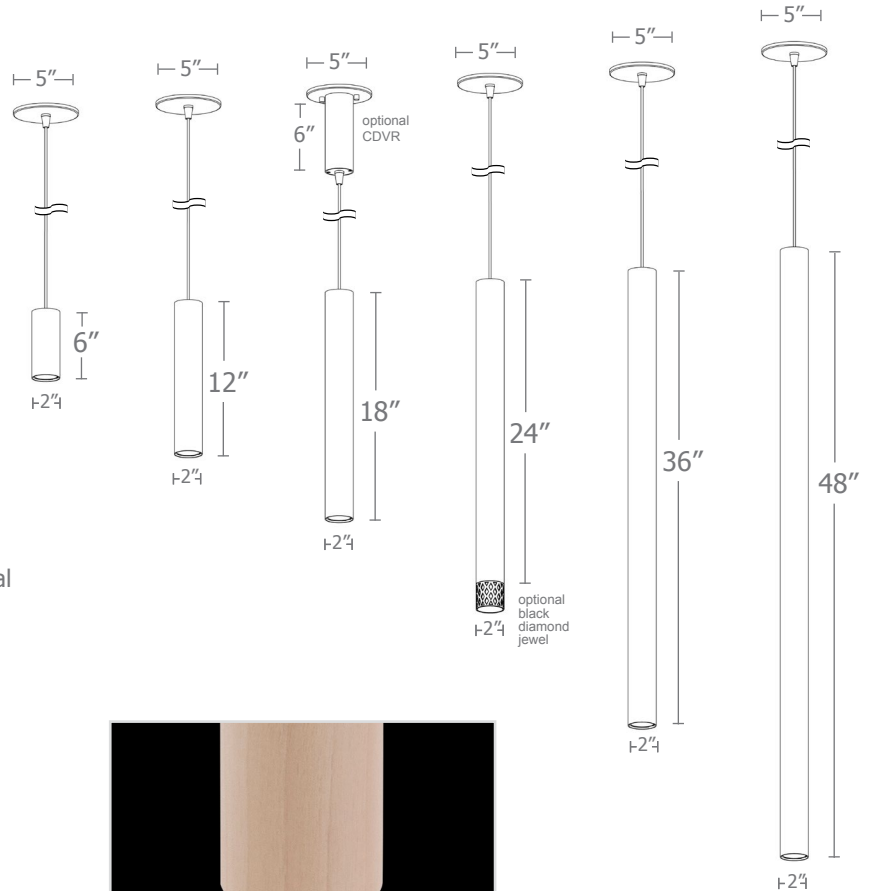
optional  
CDVR  
6"

silver braid  
power cord

housing

COB

downlight  
optics



impactltg

# Calculation Table

Consult factory for applications assistance

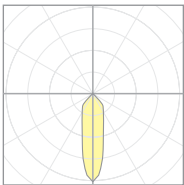


Cat No	Delivered* Lumens	Watts 120V / 277V	IES File #		LLF to be applied
L1	360	3	07222C	spot	.30
			07222B	med	.30
			07222A	wide	.30
L2	630	6	07222C	spot	.53
			07222B	med	.53
			07222A	wide	.53
L3	900	9	07222C	spot	.76
			07222B	med	.76
			07222A	wide	.76
H1	1265	13	07222C	spot	1.07
			07222B	med	1.07
			07222A	wide	1.07
H2	1805	19	07222C	spot	1.52
			07222B	med	1.52
			07222A	wide	1.52

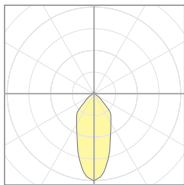
\*delivered lumens based on 4000K, 90+ cri if adding a jewel, contact factory

The application of a Light Loss Factor is required to:

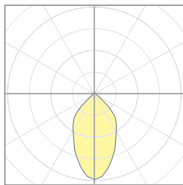
- match the lumen output for the power module specified
- incorporate the increased lumen output due to LED/Driver upgrades



07222C  
P39xx-S-40H1  
S 12° spot



07222B  
P39xx-M-40H1  
M 25° med



07222A  
P39xx-W-40H1  
W 38° wide

job name:   
type:

## na.row.r™ with jewel spec sheet 90CRI

### material

2"dia smooth extruded aluminum outer housing in six lengths.

### LED

COB in 2700K, 3000K, 3500K, or 4000K 90+ cri standard rated >36,000 hours L70 (6.8K) per LM-80 test data, and 71,000 hours projected life per IES TM-21.

### jewel

3D printed with filament. available in black, frost, and blue.

### driver

constant current, class P, class 2 power unit, class A sound rating, universal input (120-277V) programmable driver, 5% minimum dimming level, PF >0.90. protections include short circuit, input/output isolation and surge protection (3KV). wired for 0-10v dimming from factory.

### mounting

#### standard

driver in junction box (requires 2 1/8" deep electrical box). 5" dia canopy painted to match fixture. cloth-covered power cord color options listed below. cloth cord requires special stripping tool (link). field-adjustable 3ft length. optional stem listed below, painted to match fixture. satin black canopy standard on wood finishes.

#### canopy mounted driver (CDVR) (optional)

2"dia x 6" h extruded aluminum driver housing on 5" dia canopy painted to match fixture. field-adjustable 3ft length. optional stem listed below, painted to match fixture.

#### remote enclosure (LV) (optional)

the standard driver can be remote mounted up to 33ft from the LED. suspension length should be considered in distance. remote enclosure supplied. for distances greater than 33ft consult factory. for Chicago Plenum installation consult factory.

### finish

select from 15 standard powder coat paint finishes or 3 wood finishes (listed below) or specify RAL# for custom colors.

### emergency

if required, recommend use of inverter (by other).



made in the  
usa!



## catalog number

|--|--|--|--|--|--|--|--|

size	jewel	length	CCT	lumens	painting finish	power cord	options
<b>P3906</b> driver in j-box	<b>DBK</b> black	<b>2 2"</b>	<b>27</b> 2700K	<b>L1</b>	<b>AP</b> anodized paint	<b>BUPC</b> blue cloth cord	<b>3FT</b> 36" cord
<b>P3906.BABA</b> driver in j-box	<b>diamond</b>				<b>BS</b> brass	<b>ORPC</b> orange cloth cord	<b>STM1</b> 12" stem
<b>P3906.LV</b> remote enclosure	<b>PFR</b> frost		<b>30</b> 3000K	<b>L2</b>	<b>BU</b> blue	<b>PLPC</b> purple cloth cord	<b>STM2</b> 24" stem
2"dia X 6"ht	<b>pinstripe</b>		<b>35</b> 3500K	<b>L3</b>	<b>BZ</b> bronze	<b>RDPC</b> red cloth cord	<b>STM3</b> 36" stem
<b>P3912</b> driver in j-box	<b>KBL</b> blue		<b>40</b> 4000K	contact factory	<b>CP</b> champagne	<b>WGPC</b> white & gray dot cloth cord	<b>CDVR</b> canopy mounted driver
<b>P3912.BABA</b> driver in j-box	<b>knurled</b>				<b>FB</b> flat black	<b>WHPC</b> white cord	
<b>P3912.LV</b> remote enclosure					<b>GM</b> gun metal	<b>BKPC</b> black cord	
2"dia X 12"ht					<b>MB</b> military blue	<b>SBPC</b> silver braid cord	
<b>P3918</b> driver in j-box					<b>MW</b> matte white		
<b>P3918.BABA</b> driver in j-box					<b>OR</b> orange		
<b>P3918.LV</b> remote enclosure					<b>RD</b> red		
<b>P3918.LV.BABA</b>					<b>SB</b> satin black		
remote enclosure					<b>SS</b> satin silver		
2"dia X 18"ht					<b>TG</b> textured gray		
<b>P3924</b> driver in j-box					<b>YO</b> yellow		
<b>P3924.BABA</b> driver in j-box							
<b>P3924.LV</b> remote enclosure							
<b>P3924.LV.BABA</b>							
remote enclosure							
2"dia X 24"ht							
<b>P3936*</b> driver in j-box							
<b>P3936.BABA*</b> driver in j-box							
<b>P3936.LV*</b> remote enclosure							
<b>P3936.LV.BABA*</b>							
remote enclosure							
2"dia X 36"ht							



### premium finish

**RAL** specify RAL#

### wood finish

**ASH** ashwood  
**ENG** english brown oak  
**ESP** espresso

**P3948\*** driver in j-box  
**P3948.BABA\*** driver in j-box  
**P3948.LV\*** remote enclosure  
**P3948.LV.BABA\*** remote enclosure  
2"dia X 48"ht

\*extended lead time

This product meets the guidelines for the Build America, Buy America Act. Some Exclusions Apply. For more information and full list of eligible SKUs, please contact the factory at info@impactltg.com


www.impactltg.com / 314-427-1212 / saint louis, mo

impactltg

specifications  
subject  
to change © 2026  
rev. 01/27/2026



## Powder Coat Paint Finishes



**MW** matte white



**AP** anodized paint



**SS** satin silver



**TG** textured gray




**FB** flat black




**SB** satin black



**CP** champagne



**BZ** bronze



**GM** gun metal



**OR** orange 2011



**BU** blue 5017



**BS** brass



**RD** red 3020




**YO** yellow 1018




**MB** military blue

## Premium Finishes\*


### Wood Finishes



**ASH** ashwood



**ENG** english brown oak



**ESP** espresso

For accurate color verification, actual finish samples are available upon request.



**RAL#**

\*Available on select series. Consult product submittal for availability.

